

GermanSolarEnterprise.com

GERMAN
 **SOLAR**

23.14%

Max. Module Efficiency

EVO 6R

600-625W (SE6R-66HBD)

N-Type TOPCon Bifacial
Double-Glass Solar Module

Leading the
energy evolution

N-Type 182*210mm Cell

Adopting the 182*210mm N-Type TOPCon cells with the highest efficiency.

Bifacial with Double-Glass

Module adopts 182*210mm half cells, bifacial module provide an additional 5%-25% output.

Load Capacity

Mechanical load tests including wind load 2400Pa and snow load 5400Pa done by TUV.

PID Protection

Ensure the attenuation probability caused by PID phenomenon is minimized.

Harsh Environmental Adaptability

Strict salt spray and ammonia corrosion test by TUV.

GERMAN
SOLAR

EVO 6R
600-625W

SE6R-66HBD

Quality Management System and Product Certification

IEC 61215/61730, IEC 62804 (PID), IEC 61701 (Salt), IEC 62716 (Ammonia), IEC 60068-2-68 (Sand), ISO 9001:2015/quality management system, ISO 14001:2015/environmental management system, ISO 45001:2018/occupation health safety management system, ISO 50001:2011/energy management system, IEC TS 62941-2016/PV industry quality management system.

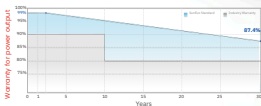
Quality Guarantee

25 Years

Materials Warranty


50 Years

Power Warranty



Mechanical Characteristics

Weight	33.9kg
Dimensions	2382×1134×30mm
Cell Dimensions	182×210mm
Cell Amount	66×2 pcs
Maximum System Voltage	1500V
Junction Box	IP68
Glass Thickness	(F) 2.0mm, Anti-Reflection Coating (B) 2.0mm, Heat Strengthened Glass
Frame	Aluminum Alloy
Cable	4mm ² , 300mm in length, length can be customized / UV resistant
Connector	MC4 Compatible
Bifaciality	80±5%
Packing	36pcs/box, 720pcs/40HQ



Electrical Parameters (STC*)

Module Type: SE6R-66HBD	600	605	610	615	620	625
Maximum Power (Pmax/W)	600	605	610	615	620	625
Open Circuit Voltage (Voc/V)	48.45	48.75	49.05	49.35	49.55	49.75
Short Circuit Current (Isc/A)	15.78	15.81	15.84	15.88	15.93	16.00
Voltage at Maximum Power (Vmp/V)	40.26	40.46	40.66	40.86	41.06	41.26
Current at Maximum Power (Imp/A)	14.90	14.95	15.00	15.05	15.10	15.15
Module Efficiency (%)	22.21	22.40	22.58	22.77	22.95	23.14

*STC: Irradiance 1000W/m², cell temperature 25°C, AM1.5, Tolerance of Power is within ±3%.

Electrical Parameters (NMOT**)

Maximum Power (Pmax/W)	458	461.4	465.4	469	472	476
Open Circuit Voltage (Voc/V)	45.91	6.21	6.51	6.81	47.01	47.21
Short Circuit Current (Isc/A)	12.73	12.76	12.78	12.81	12.84	12.88
Voltage at Maximum Power (Vmp/V)	37.80	38.00	38.20	38.40	38.60	38.80
Current at Maximum Power (Imp/A)	12.12	12.13	12.17	12.21	12.23	12.27

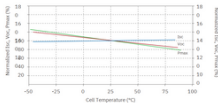

**NMOT: Under Nominal Module Operating Temperature (NMOT), irradiance of 800W/m², spectrum AM 1.5, ambient temperature 20°C, wind speed 5m/s.



Electrical Parameters (At 10% Bifacial Power Output)

Output Power (Pmax/W)	660	666	671	677	682	688
Open Circuit Voltage (Voc/V)	48.45	48.75	49.05	49.35	49.55	49.75
Short Circuit Current (Isc/A)	17.34	17.38	17.43	17.47	17.52	17.57
Voltage at Maximum Power (Vmp/V)	40.26	40.46	40.66	40.86	41.06	41.26
Current at Maximum Power (Imp/A)	16.39	16.46	16.50	16.57	16.61	16.67

Characteristics (SE6R-66HBD-610W)



Temperature Characteristics

NMOT	41±3°C
Temp. Coe client of Voc	-0.25%/°C
Temp. Coe client of Isc	+0.046%/°C
Temp. Coe client of Pmax	-0.30%/°C


Maximum Rating

Output Tolerance	0~+5W
Operating Temperature	-40°C~+85°C
Wind Load/Snow Load	2400Pa/5400Pa
Fuse Current	25A

GERMAN SOLAR



GermanSolarEnterprise.com

 1150 NW 72ND AVE TOWER 1 STE 455 #17495 MIAMI, FL 33126

 +1-305-570-1071

 Info@GermanSolarEnterprise.com